



# INDIA INTERNATIONAL PUBLIC SCHOOL

## SESSION – 2023-24

CLASS – III

SUBJECT - ENGLISH

### Holiday Homework



#### ACTIVITY 1

You've read interesting stories in your Hindi story books. Choose your favourite story and retell the same in English. Narrate the story as a video file with voice modulation and sound effects using props of your choice and send the same to your class teacher's whatsapp group. ( Time limit : 2 Min. )

**Methodology:** Please narrate the story first in Hindi and then translate it in English.



**Method of Submission:** You can narrate the story as video file or video using props of your choice (puppets/story cards etc).



## ACTIVITY 2

# Homophones

flour



flower

**Words that sound the same but have different meanings and spellings.**



pear



pair

night



knight

Make, Take & Teach

## LET'S BE CREATIVE WITH HOMOPHONES

Make five Homophone cards and make them as creative as you can and paste it in a scrapbook.

Take idea from the given example



# Revise Subject & Predicate, Kinds of sentences, Nouns and their kinds.



## **Grammar Portion**

**Q 1. Underline the Proper noun of the following sentences.**

1. My father name is Subhash Ghosh.

2. I lived in Delhi.

3. My birthday is in July.

4. Reshma Sen is my class teacher.

5. Shruti will come home after Diwali.

6. I study in KPC International school.

7. My pet's name is Nancy.

8. Suman is my best friend.

9. My mother name is Riddhi Ghosh.

10. Ram wants to play with us.

**Q 2. Choose the correct prepositions and fill in the blanks :**

1)The Independence falls \_\_\_\_\_ (on/at) 15<sup>th</sup>

2)The park is far \_\_\_\_\_ (from/at) my house.

3)Can you switch \_\_\_\_\_ (on/in) the fan?

4)This story is written \_\_\_\_\_ (by/to) me.

5)Netaji Subhash Chandra Bose was bore \_\_\_\_\_  
(at/on) 23<sup>rd</sup>

6)I go \_\_\_\_\_ (to/on) school everyday.

7)Father brought chocolates \_\_\_\_\_ (for/to) me.

8)The Sun is \_\_\_\_\_ (above/from) our head.

9) Ravi is suffering \_\_\_\_\_ (of/from) fever.

10) This car is \_\_\_\_\_ (beside/for) sale.

**Q 3. Write the opposite gender of the given words:-**

1. Actor-

2. Girl –

3. Duke –

4. Mother –

5. Lady –

6. Groom –

7. Grandmother –

8. Stepmother-

9. Hero –

10. Hen –

11. Bull –

12. Duck –

13. Fox –

14. Gander –

15. King-

16. Wife –

17. Landlord –
18. Man-
19. Nun –
20. Princess-

**Q 4. Fill in the blanks with suitable articles –**

1) I have \_\_\_\_\_ bag and \_\_\_\_\_ umbrella.

2) Give me \_\_\_\_\_ chocolate.

3) My father reads \_\_\_\_\_ Telegraph newspaper everyday.

4) Do you want \_\_\_\_\_ ice cream?

5) \_\_\_\_\_ Sun is shining brightly.

6) \_\_\_\_\_ water in \_\_\_\_\_ bottle is cold.

7) There is \_\_\_\_\_ horse.

8) Give me \_\_\_\_\_ glass of water.

9) Close \_\_\_\_\_ door.

10) \_\_\_\_\_ Moon is earth's natural satellite.

11) There is \_\_\_\_\_ owl sitting on the tree.

12) Look at \_\_\_\_\_ sky.



## विषय: हिंदी

नोट :- इस कार्य को स्कैपबुक पर कलात्मक रूप से कीजिए ?

जन जन का यह कहना है  
वृक्ष धरती का हरा सोना है



पेड़ पृथ्वी का आभूषण है,  
इससे ही तो इसमें जीवन है।

पेड़ लगाओ,  
जीवन बचाओ

‘ पेड़ प्रकृति की अमूल्य संपदा है ’

1) पेड़ पर एक लघु कविता लिखें।


2) पेड़ों की उपयोगिता तथा संरक्षण पर एक स्लोगन लिखिए और अपने घर में या घर के आस-पास एक पेड़ लगाएँ ।

3) अपने मनपसंद पेड़ के बारे में 5-6 पंक्तियाँ लिखिए।

4) अपने आस-पास देखे जाने वाले पेड़ों के चित्रों का कोलाज बनाएँ।

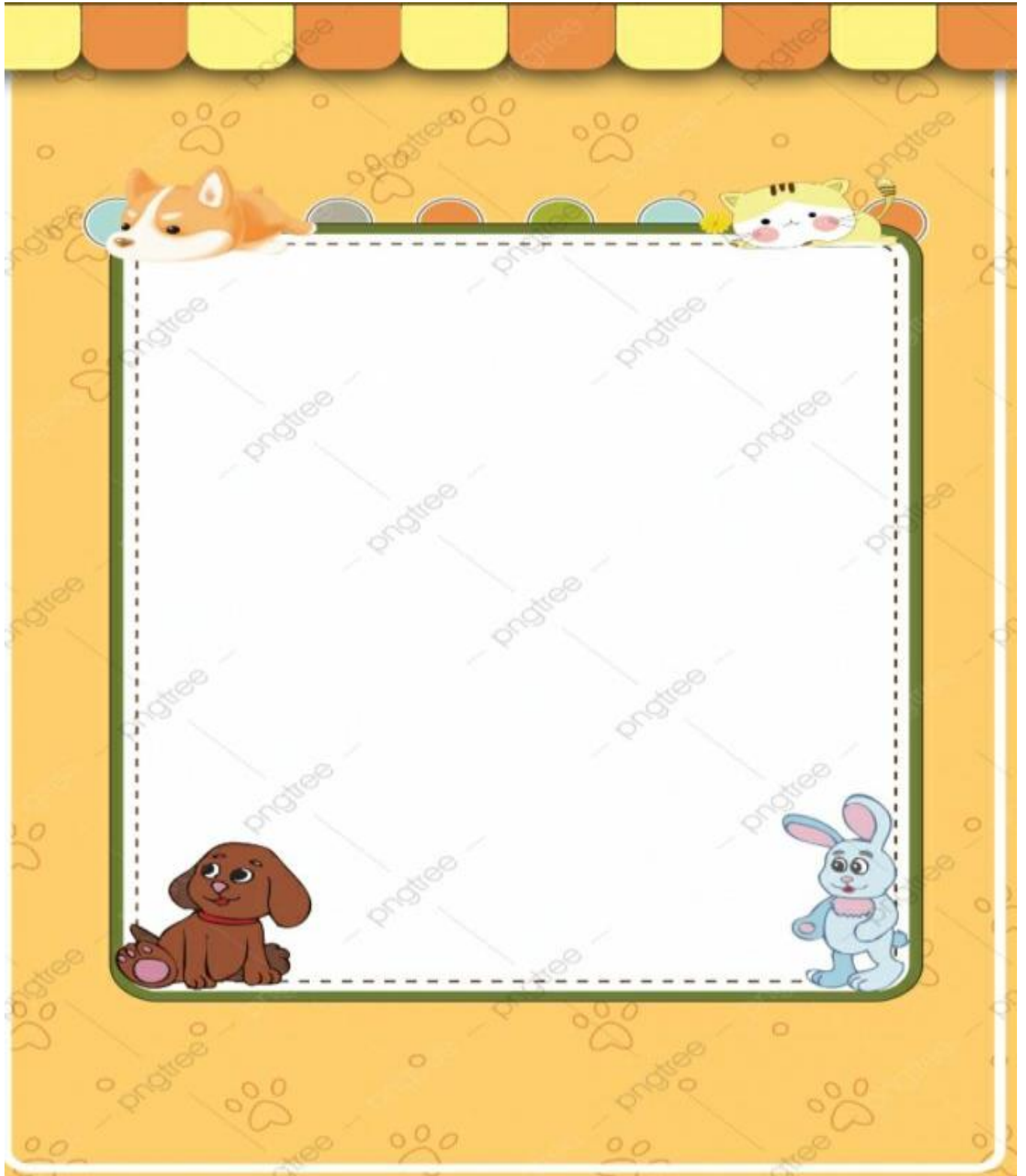
दी गई वर्ग पहेली में कई पशु-पक्षियों के नाम हैं। इन्हें चुनकर सही जगह पर लिखिए-

|    |    |    |    |     |     |
|----|----|----|----|-----|-----|
| हि | र  | न  | शे | चि  | ब   |
| क  | बू | त  | र  | ड़ि | त   |
| भा | क  | तो | ता | या  | ख   |
| लू | र  | गी | द  | ड़  | में |
| क  | छु | आ  | र  | मो  | ढ़  |
| प  | म  | छ  | ली | र   | क   |



| जंगल में रहने वाले | पानी में रहने वाले | पेड़ पर रहने वाले |
|--------------------|--------------------|-------------------|
|                    |                    |                   |
|                    |                    |                   |
|                    |                    |                   |
|                    |                    |                   |
|                    |                    |                   |

अपने मनपसंद किसी भी एक पशु या पक्षी का चित्र बनाकर उसमें रंग भरिए और उसके विषय में 7-8 पंक्तियाँ लिखिए।



❖ इस कार्य को स्कैपबुक पर कलात्मक रूप से कीजिए।

# SUBJECT: MATHS

## 1) Solve the puzzle:










### How many am I?

1. I am a three digit number.
2. I am an odd number.
3. I am divisible by 5.
4. Each of my digits is different.
5. My digits add up to 8.
6. The tens digit is smaller than the hundreds digit.
7. I am less than 300.
8. I have only one even digit.
























## 2) Decode the following shapes and find the sum:

I. Decode the following shapes to find the sum:

|   |   |   |   |   |   |  |
|---|---|---|---|---|---|--|
|  |  |  |  |  |  |  |
| 22  | 46  | 55  | 10  | 5   | 39  | 13   |

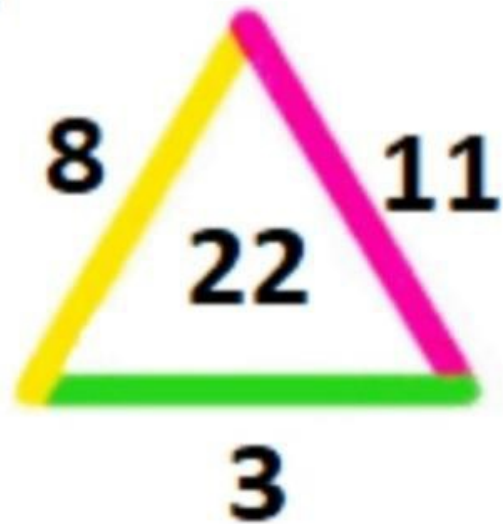
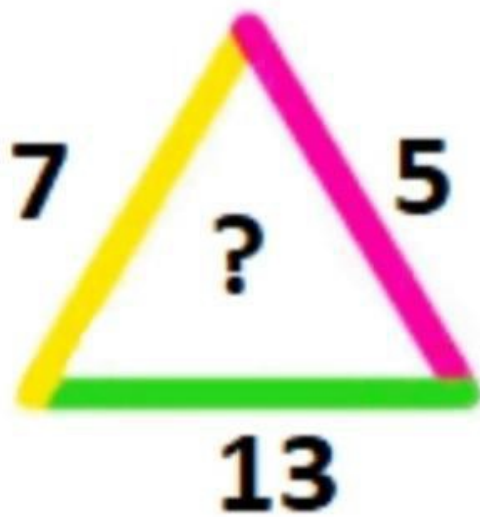
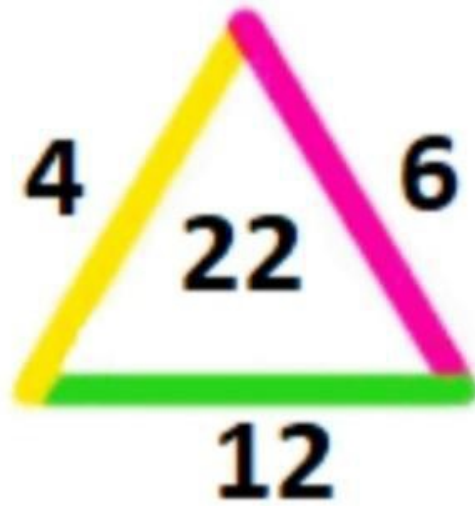
  

|   |   |   |   |   |   |
|---|---|---|---|---|---|
|    | + |    | + |    | = |
|    | + |    | + |    | = |
|    | + |    | + |    | = |
|   | + |   | + |   | = |
|  | + |  | + |  | = |
|  | + |  | + |  | = |
|  | + |  | + |  | = |





3) Solve the puzzle :



## **RECAPITULATE:**

- 1) Numbers
- 2) More about Numbers
- 3) Learn Tables from 2 to 15

**Note:- Use A4 sheet to do Holiday Homework**







# SUBJECT: EVS

## BALANCED DIET





















✓ *A diet that contains all the vital nutrients required by the human body is called a balanced diet.*

✓ *A healthy and balanced diet helps to reduce the risk of diseases and improves overall health.*



| <br>Healthy Food | <br>Junk Food |
|---|--|
|   |  |

Let's pick something healthy for healthy life  
Look at the food below and categories into healthy and junk  
food

|   |   |   |   |   |
|---|---|---|---|---|
|    |    |    |    |    |
| CEREAL  | BUTTER  | CAULIFLOWER   | VEGETABLES  | Tomato  |
|  |  |  |  |  |
| BURGER  | CHEESE  | SALAD   | CHICKEN   | RICE  |
|  |  |  |  |  |
| TOAST   | EGGS  | FISH  | SOUP  | HAM   |
|  |  |  |  |  |
| PIZZA   | PEAS  | PASTA   | Potato  | FRIES / CHIPS   |

## **MAKE YOUR OWN TABLE MAT**



Paste pictures of healthy food items that are part of a balanced diet on a sheet and laminate it to make a table mat. Make it presentable using your own creative ideas.

1. Draw or collect some pictures of our planets and write a few lines about them in your notebook.
2. Write the state name of their capital and union territories in your notebook and learn them.
3. Paste pictures of any four freedom fighters and write a few lines about them.
4. Make a 3D Model of family tree.

**NOTE:** Children should revise the whole syllabus covered till date.